



Protecting your product, enhancing your brand

Viscose Film Portfolio Guide

Viscose, tamper evidence is at the core of what we do, we are passionate about protecting your product and enhancing your brand and are pleased to offer a wide range of solutions to suit your needs.

We are a key supply partner serving a variety of sectors such as Food, Health & Vitamin, Beverage, Pharmaceutical and Industrial Gas.

Our solutions provide an effective visual security seal increasing brand integrity and quality assurance by preventing counterfeiting and tampering.

In addition our printed solutions enhance brand recognition allowing your product to stand out.

They can also provide customisation of your brand for the purpose of promotion or design changes and product launches that have a limited shelf life. We offer customisation, technical advice, free samples and on site consultation where required.



Cut and pre-formed bands Tubing

Also known as shrink sleeves or heat shrink bands, film bands are fitted over your product for safety & security as visible evidence to the consumer that it is a genuine product free from tampering. This is our most popular form of tamper evidence and the industry standard.

Film tubing is the perfect choice for high volume producers. Ideally suited to machinery that feeds tamper evident bands in their uncut tube form. Tubing is supplied plain or printed on 500m reels. These large shrink bands can often be found on detergents or beauty products and are an excellent way to display multi buy or promotional items.

Heat shrink capsules

Also known as bottle capsules, they are fitted over the primary closure of your bottled product to provide an additional layer of tamper evidence that is easily visible to the consumer. Capsules are available in plain colours but are most often used as a high quality decorative finish which enhances your brand allowing it to stand out.

As the UK's only capsule manufacturer with over 30 year's experience we are ideally suited to assist you. We will support you in securing the best capsule to suit your product range, from choosing the right material to collaborating on design and using our in house printing experts to compliment the aesthetics of your brand.

Which products do we offer?

Film products from Viscose consist of cut and pre-formed bands (also known as heat shrink sleeves or heat shrink bands), tubing and heat shrink capsules that are fitted over your product for safety & security as visible evidence to the consumer that it is a genuine product free from tampering.

We have in house printing experts who are able to colour match your product and offer up to 3 colour gravure printing.

We also have technical experts enabling you to have a seamless transition and on-boarding process. Printed bands can provide full 360 decoration to compliment the brand or can be used for promotional purposes and multipacks.

To make bands easier to remove for the consumer perforations can be introduced either vertically or horizontally as well tear strips in a variety of colours and finishes

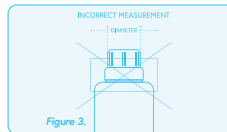
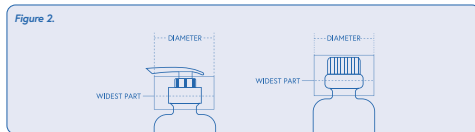
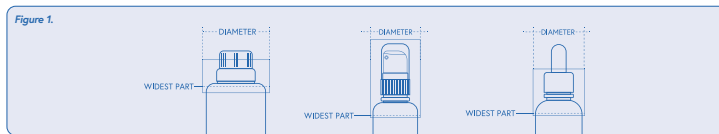
What are Viscose Film products made of?

Viscose offer 3 different grades of plastic each with their own attributes:

- PVC stands for Polyvinyl Chloride and is the most economical option and historically the most widely used however this is changing due to it being non-recyclable.
- PET stands for Polyethylene Terephthalate and is quickly replacing PVC as the material of choice. Although the cost is higher than PVC this is outweighed by it's environmental credentials in that it can be recycled.
- PLA stands for Polylactic acid and is a premium material derived from renewable resources and classed as a compostable. Although not suitable for home composting it is compatible with industrial composting processes.

How to apply?

1. Select the correct size:



To find out which dimensions you need, simply measure the diameter of the widest part including flanges, covers, flares, and neck.

As a reference, please see Figure 1 and Figure 2 above.

Figure 3 shows an example of incorrect measurement.

3. Apply heat:



Once the band is in the right position you are able to apply heat with a heat gun or air dryer.

If using a heat gun we advise you to keep the gun approximately 12 inches away from the material slowly moving the gun closer until you see the material physically start to shrink.

Once the band has started shrinking you need to slowly turn the container so the heat is evenly distributed around the surface of the material.

Once shrunk to size they provide a perfectly fitting tamper-evident solution.

Ensure your hands are clear of the direct heat flow to avoid any injury or use heat resistant gloves.

2. Attach the band:



Slide the shrink band over the dispensing caps of your bottle, jar, container, or tin.

When doing so, it is important to leave enough room at the top for the band to form itself around the lid.